

Surform® Half Round Replaceable Blade – Regular Cut

- Half-round convex blade used for faster stock removal and shaping curved surfaces
- Ideal for work on fiberglass and removing filler (for cars and boats)

Product SKU No.	Fits Tools	Cutter Width Inches	mm	O/A Length in Inches	Cut	Box/Ctn
21-299	21-295, 21-296	10	250	1-1/2	Regular	6 / 36



21-299

Surform® Round Replaceable Blade

- 10"/250mm
- Used for enlarging holes and smoothing curved surfaces

Product SKU No.	Fits Tools	Cutter Width Inches	mm	O/A Length in Inches	Cut	Box/Ctn
21-291	21-297	10	250	5/8	Regular	6 / 36




21-291



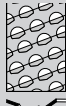


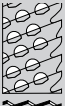
Surform® Shaver Replaceable Blade

- 2-1/2"/63mm
- Curved blade speeds up stock removal
- Works on the pull stroke

Product SKU No.	Fits Tools	Cutter Width Inches	mm	O/A Length in Inches	Cut	Box/Ctn
21-515	21-115	2-1/2	63	1-5/8	Regular	6 / 36



21-515

Surform® Tool and Blade Chart	 Standard Cut 21-293	 Fine Cut 21-393	 Half Round 21-299	 Round 21-291	 Fine Cut 21-398	 Curved 21-515
HARDWOOD	S	S	S	S	S	S
SOFTWOODS	S	S	S	S	S	S
END GRAIN		S			S	
CHIPBOARD	S		S	S		S
PLYWOOD	S		S	S		S
BLOCKBOARD	S		S	S		S
VINYL	S	S	S	S	S	S
RUBBER	S		S	S		S
PLASTER	S	S	S	S	S	S
THERMALITE	S		S	S		S
CHALK	S		S	S		S
FIBERGLASS	S		S	S		S
BRASS		S			S	
LEAD		S			S	S
ALUMINUM		S			S	
COPPER		S			S	
MILD STEEL		S			S	
PLASTIC LAMINATES						S
PLASTIC FILLERS	S	S	S	S	S	S
NYLON	S		S	S		S
LINOLEUM	S		S	S		S
FITS TOOL(S)	21-295 21-296	21-295 21-296	21-295 21-296	21-297	21-399	21-115

*12-331 for planes prior to "G Series", circa 1983